

# SWIT



## 300W Hard Studio Panel


47,000Lux @ 1m Ultra Bright

**PL-S300H**



### Dedicated Bi-color Hard Panel

Innovative Fly-Eye & Scale Surface 45° Lens



SWIT unique compound lens on each LED, with fly-eye and scale surface total reflection optical design, to enhance the diffusion effect of the lens, reducing color aberrations such as macular degeneration. The half-peak beam angle is specifically designed for studio applications at 45°, balancing high illuminance and uniformity of the light spot.



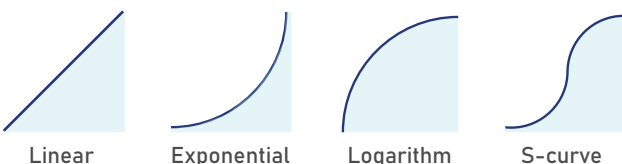
### 47,000Lux@1m Ultra Bright

300W, 2:1 size for large studios, event stage

#### Brightness at distance

Distance	1 meter	3 meters	5 meters	7 meters
Illuminance	47,000Lux	5,220Lux	1,900Lux	960Lux

#### Dimming Curves Selection



### No Fan, No Noise

300W Full Power Running

With SWIT's unique heat dissipation design, this high-power studio light utilizes passive cooling structure, can be full-power operated without the need for fans, ensuring zero noise in the studio environment.



### 2700K-6500K Continuously

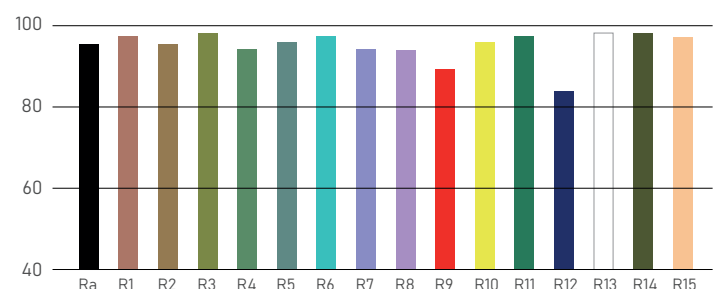
300W Output at any Color Temp

PL-S300H consists of 300W 2700K LEDs and 300W 6500K LEDs, and can be continuously adjusted between 2700K and 6500K, and output 300W power at any color temperature.



### Accurate Color Render

CRI 96; TLCI 99; SSI(D55) 75





## Power and Control

# SWIT

**Baby Pin & Junior Pin Head**  
5/8" Baby Pin female and 1-1/8" Junior pin male head

**5-pin DMX512 IN & OUT**

**5V USB-A Power OUT**  
Power wireless DMX receiver and support firmware update

**Menu Operation**

**PowerCON TRUE1 AC IN & LOOP**

**3-pin XLR DC 48V IN**

**MENU Select / Enter & Return**

**DIMMER Knob 0-100%**

**COLOR TEMP Knob 2700-6500K**

CCT	DMX	EFF	SYS
6500K		100%	
DMX ON 27 °C			

First screen, directly adjust Dimmer and Color Temp

CCT	DMX	EFF	SYS
DIMMER		5	
COLOR TEMP		24	

Independent DMX addr for Dimmer/Color Temp

CCT	DMX	EFF	SYS
EFFECT			OFF
DIMMER		100	
SPEED		5	
CYCLE TIME		Once	

Light Effect Setting Lightning/Candle etc

CCT	DMX	EFF	SYS
Firmware Update			Yes
DMX ON/OFF			ON
Dimming Curve		Exponential	
System Reset			Yes

System Setting USB firmware update



## Optional Accessory



40° Honeycomb  
Snap-on Quick Install



60° Softbox  
15,000Lux @1m

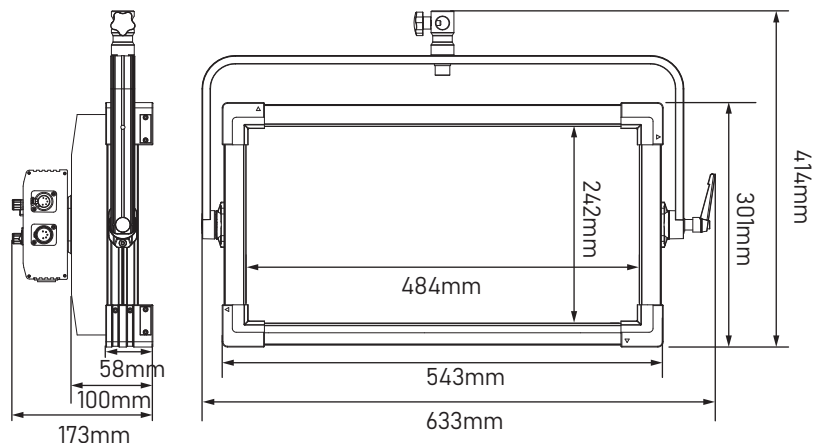


2-cup Pan/Tilt  
Pole-operated Yoke



## Specifications

Model	PL-S300H
LEDs	280pcs SMD LEDs with Lens
Illuminance	47,000Lux @ 1m
Beam angle	45° half peak
Color Temp	2700K-6500K
Color Render	CRI 96; TLCI 99; SSI(D55) 75
DMX	5-pin DMX512 In&Out
Input Voltage	AC 100-240V, 50/60Hz, DC 48V
Power	300W
Net Weight	9.74kg incl. Barndoors



SWIT Electronics Co., Ltd.

+86-25-85805753  
http://www.swit.cc  
Email: contact@swit.cc

SWIT Electronics America, Inc

1-(408)260-8258  
http://www.switusa.com  
Email: info@swit.us

SWIT Electronics Europe GmbH

+49(0)2131 6632331  
http://www.switeu.com  
Email: info@swit-europe.com



Facebook Page



Instagram